



NOTICE OF PUBLIC MEETING AND EXECUTIVE SESSION
PINAL COUNTY BOARD OF SUPERVISORS
AGENDA FOR SPECIAL SESSION
Wednesday, July 23, 2025

9:30 AM - CALL TO ORDER

PINAL COUNTY ADMINISTRATIVE COMPLEX
BOARD OF SUPERVISORS HEARING ROOM
135 N. PINAL STREET
FLORENCE, AZ 85132

BUSINESS BEFORE THE BOARD
(Consideration/Approval/Disapproval of the following:)

- (1) Discussion/approval/disapproval of the canvass of elections results for the July 15, 2025 Special Primary Election. (Dana Lewis)

ADJOURNMENT

(SUPPORTING DOCUMENTS ARE AVAILABLE AT THE CLERK OF THE BOARD OF SUPERVISORS' OFFICE AND AT <https://pinal.novusagenda.com/AgendaPublic/>)

NOTE: One or more members of the Board may participate in this meeting by telephonic conference call.

The Board may go into Executive Session for the purpose of obtaining legal advice from the County's Attorney(s) on any of the above agenda items pursuant to A.R.S. 38-431.03(A)(3).

In accordance with the requirement of Title II of the Americans with Disabilities Act (ADA), the Pinal County Board of Supervisors and Pinal County Board of Directors do not discriminate against qualified individuals with disabilities admission to public meetings. If you need accommodation for a meeting, please contact the Clerk of the Board Office at (520) 866-6068, at least (3) three business days prior to the meeting (not including weekends or holidays) so that your request may be accommodated.

Pursuant to A.R.S. 38-431.02, NOTICE IS HEREBY GIVEN, that the public will have physical access to the meeting room at 9:15 AM.

Meeting Notice of Posting

Click Here for the General Board Meeting Rules of Order



PINAL COUNTY

WIDE OPEN OPPORTUNITY

AGENDA ITEM

7/23/2025

Board Hearing Room

REQUESTED BY:

Funds #:

Dept. #:

Dept. Name: Elections

Director: Dana Lewis

BRIEF DESCRIPTION OF AGENDA ITEM AND REQUESTED BOARD ACTION:

Discussion/approval/disapproval of the canvass of elections results for the July 15, 2025 Special Primary Election. (Dana Lewis)

BRIEF DESCRIPTION OF THE FISCAL CONSIDERATIONS AND/OR EXPECTED FISCAL IMPACT OF THIS AGENDA ITEM:

None.

BRIEF DESCRIPTION OF THE EXPECTED PERFORMANCE IMPACT OF THIS AGENDA ITEM:

None.

MOTION:

Approve as presented the 2025 Special Primary Election Official Canvass.

ATTACHMENTS

[Click to download](#)

ATTACHMENTS:

Description	
	07.15.25 Official Canvass Report
	Special Primary Canvass Presentation 2025



PINAL COUNTY OFFICIAL CANVASS

Congressional District #7

Special Primary

July 15, 2025

Compiled by: Pinal County Board of Supervisors and the Elections Department

RICH VITIELLO
MEMBER OF THE BOARD
DISTRICT I

MIKE GOODMAN
MEMBER OF THE BOARD
DISTRICT II

STEPHEN MILLER
CHAIRMAN OF THE BOARD
DISTRICT III

JEFFREY McCLURE
VICE-CHAIRMAN OF THE BOARD
DISTRICT IV

JEFF SERDY
MEMBER OF THE BOARD
DISTRICT V

**BOARD OF SUPERVISORS
OF PINAL COUNTY**



I, Dana Lewis, Pinal County Recorder and the Officer in Charge of Elections, do hereby certify that the foregoing Summary of Votes Cast is a true, correct, and complete tabulation of the votes cast at the Congressional District #7 Special Primary Election held in Pinal County, State of Arizona, on the 15th day of July, 2025, showing the names of each candidate and the number of votes for each in said election.

Dana Lewis
County Recorder

Date

APPROVED THIS 23rd DAY OF JULY, 2025.

Stephen Q. Miller
Chairman of the Board

Natasha Kennedy
Clerk of the Board

Pinal County, State of Arizona
July 15, 2025
Congressional District #7
Special Primary Election
Official Canvass
Table of Contents



<u>Summary Results Report</u>	<u>Page 4</u>
<u>Precinct Results Report</u>	<u>Page 7</u>
<u>Statement of Votes Cast</u>	<u>Page 19</u>
<u>Provisional Ballot Report</u>	<u>Page 25</u>
<u>Early Voting & Accessibility Report</u>	<u>Page 27</u>
<u>Poll Worker Training Report</u>	<u>Page 28</u>
<u>Voter Education Report</u>	<u>Page 30</u>
<u>Primary Ballot Choice by Precinct</u>	<u>Page 31</u>
<u>Ballot Audit Report</u>	<u>Page 32</u>

Summary Results Report
2025 Special Primary Election
July 15, 2025

OFFICIAL RESULTS

County of Pinal

Statistics	TOTAL	Election Day	Early Provisional Voting	
Election Day Precincts Reporting	4 of 4	4	0	0
Precincts Complete	4 of 4	4	0	0
Precincts Partially Reported	0 of 4	0	0	0
Absentee/ Early Precincts Reporting	4 of 4	0	4	4
Registered Voters - Total	3,685			
Registered Voters - NONPARTISAN	1,383			
Registered Voters - REPUBLICAN	1,402			
Registered Voters - DEMOCRATIC	823			
Registered Voters - NO LABELS	47			
Registered Voters - LIBERTARIAN	29			
Registered Voters - GREEN	1			
Ballots Cast - Total	496	75	421	0
Ballots Cast - NONPARTISAN	0	0	0	0
Ballots Cast - REPUBLICAN	286	49	237	0
Ballots Cast - DEMOCRATIC	209	26	183	0
Ballots Cast - NO LABELS	1	0	1	0
Ballots Cast - LIBERTARIAN	0	0	0	0
Ballots Cast - GREEN	0	0	0	0
Ballots Cast - Blank	1	0	1	0
Voter Turnout - Total	13.46%			
Voter Turnout - NONPARTISAN	0.00%			
Voter Turnout - REPUBLICAN	20.40%			
Voter Turnout - DEMOCRATIC	25.39%			
Voter Turnout - NO LABELS	2.13%			
Voter Turnout - LIBERTARIAN	0.00%			
Voter Turnout - GREEN	0.00%			

REP U.S. Representative in Congress - District 7

Vote For 1

	TOTAL	Election Day	Early Provisional Voting	
Butierez Sr., Daniel Francis	170	35	135	0
Rivas, Jorge	78	9	69	0
Rodriguez, Jimmy	32	5	27	0
Write-In Totals	5	0	5	0
Write-In: Unofficial Candidate One	5	0	5	0
Not Assigned	0	0	0	0
Total Votes Cast	285	49	236	0
Overvotes	0	0	0	0
Undervotes	1	0	1	0
Contest Totals	286	49	237	0
Precincts Reporting	4 of 4			

Summary Results Report
2025 Special Primary Election
July 15, 2025

OFFICIAL RESULTS

County of Pinal

DEM U.S. Representative in Congress - District 7

Vote For 1

	TOTAL	Election Day	Early Provisional Voting	
Foxx, Deja	31	10	21	0
Grijalva, Adelita	120	10	110	0
Harris Sr., Patrick	7	0	7	0
Hernandez, Daniel	45	5	40	0
Malvido Jr., Jose "Malvido"	5	1	4	0
Write-In Totals	0	0	0	0
Write-In: Unofficial Candidate One	0	0	0	0
Not Assigned	0	0	0	0
Total Votes Cast	208	26	182	0
Overvotes	1	0	1	0
Undervotes	0	0	0	0
Contest Totals	209	26	183	0
Precincts Reporting	4 of 4			

NOL U.S. Representative in Congress - District 7

Vote For 1

	TOTAL	Election Day	Early Provisional Voting	
Write-In Totals	1	0	1	0
Write-In: Unofficial Candidate One	1	0	1	0
Write-In: Grayson, Richard	0	0	0	0
Not Assigned	0	0	0	0
Total Votes Cast	1	0	1	0
Overvotes	0	0	0	0
Undervotes	0	0	0	0
Contest Totals	1	0	1	0
Precincts Reporting	4 of 4			

LBT U.S. Representative in Congress - District 7

Vote For 1

	TOTAL	Election Day	Early Provisional Voting	
Write-In Totals	0	0	0	0
Write-In: Fernandez, Andy	0	0	0	0
Write-In: Unofficial Candidate One	0	0	0	0
Not Assigned	0	0	0	0
Total Votes Cast	0	0	0	0
Overvotes	0	0	0	0
Undervotes	0	0	0	0
Contest Totals	0	0	0	0
Precincts Reporting	4 of 4			

GRN U.S. Representative in Congress - District 7
Vote For 1

	TOTAL	Election Day	Early Provisional Voting	
Write-In Totals	0	0	0	0
Write-In: Quintana, Eduardo	0	0	0	0
Write-In: Swing, Gary	0	0	0	0
Write-In: Unofficial Candidate One	0	0	0	0
Not Assigned	0	0	0	0
Total Votes Cast	0	0	0	0
Overvotes	0	0	0	0
Undervotes	0	0	0	0
Contest Totals	0	0	0	0
Precincts Reporting	4 of 4			

Precinct Results Report
2025 Special Primary Election
July 15, 2025

OFFICIAL RESULTS

County of Pinal

038 Casa Grande SW

Statistics	TOTAL	Election Day	Early Provisional Voting	
Registered Voters - Total	783			
Registered Voters - NONPARTISAN	313			
Registered Voters - REPUBLICAN	263			
Registered Voters - DEMOCRATIC	197			
Registered Voters - NO LABELS	8			
Registered Voters - LIBERTARIAN	2			
Registered Voters - GREEN	0			
Ballots Cast - Total	71	9	62	0
Ballots Cast - NONPARTISAN	0	0	0	0
Ballots Cast - REPUBLICAN	33	7	26	0
Ballots Cast - DEMOCRATIC	38	2	36	0
Ballots Cast - NO LABELS	0	0	0	0
Ballots Cast - LIBERTARIAN	0	0	0	0
Ballots Cast - GREEN	0	0	0	0
Ballots Cast - Blank	0	0	0	0
Voter Turnout - Total	9.07%			
Voter Turnout - NONPARTISAN	0.00%			
Voter Turnout - REPUBLICAN	12.55%			
Voter Turnout - DEMOCRATIC	19.29%			
Voter Turnout - NO LABELS	0.00%			
Voter Turnout - LIBERTARIAN	0.00%			
Voter Turnout - GREEN	0.00%			

REP U.S. Representative in Congress - District 7

Vote For 1

	TOTAL	Election Day	Early Provisional Voting	
Butierez Sr., Daniel Francis	14	2	12	0
Rivas, Jorge	11	2	9	0
Rodriguez, Jimmy	8	3	5	0
Write-In Totals	0	0	0	0
Write-In: Unofficial Candidate One	0	0	0	0
Not Assigned	0	0	0	0
Total Votes Cast	33	7	26	0
Overvotes	0	0	0	0
Undervotes	0	0	0	0
Contest Totals	33	7	26	0

Precinct Results Report
2025 Special Primary Election
July 15, 2025

OFFICIAL RESULTS

County of Pinal

038 Casa Grande SW

DEM U.S. Representative in Congress - District 7

Vote For 1

	TOTAL	Election Day	Early Provisional Voting	
Foxx, Deja	1	0	1	0
Grijalva, Adelita	24	0	24	0
Harris Sr., Patrick	3	0	3	0
Hernandez, Daniel	9	1	8	0
Malvido Jr., Jose "Malvido"	1	1	0	0
Write-In Totals	0	0	0	0
Write-In: Unofficial Candidate One	0	0	0	0
Not Assigned	0	0	0	0
Total Votes Cast	38	2	36	0
Overvotes	0	0	0	0
Undervotes	0	0	0	0
Contest Totals	38	2	36	0

NOL U.S. Representative in Congress - District 7

Vote For 1

	TOTAL	Election Day	Early Provisional Voting	
Write-In Totals	0	0	0	0
Write-In: Unofficial Candidate One	0	0	0	0
Write-In: Grayson, Richard	0	0	0	0
Not Assigned	0	0	0	0
Total Votes Cast	0	0	0	0
Overvotes	0	0	0	0
Undervotes	0	0	0	0
Contest Totals	0	0	0	0

LBT U.S. Representative in Congress - District 7

Vote For 1

	TOTAL	Election Day	Early Provisional Voting	
Write-In Totals	0	0	0	0
Write-In: Fernandez, Andy	0	0	0	0
Write-In: Unofficial Candidate One	0	0	0	0
Not Assigned	0	0	0	0
Total Votes Cast	0	0	0	0
Overvotes	0	0	0	0
Undervotes	0	0	0	0
Contest Totals	0	0	0	0

038 Casa Grande SW

GRN U.S. Representative in Congress - District 7

Vote For 1

	TOTAL	Election Day	Early Provisional Voting	
Write-In Totals	0	0	0	0
Write-In: Quintana, Eduardo	0	0	0	0
Write-In: Swing, Gary	0	0	0	0
Write-In: Unofficial Candidate One	0	0	0	0
Not Assigned	0	0	0	0
Total Votes Cast	0	0	0	0
Overvotes	0	0	0	0
Undervotes	0	0	0	0
Contest Totals	0	0	0	0

Precinct Results Report
2025 Special Primary Election
July 15, 2025

OFFICIAL RESULTS

County of Pinal

053 Chui Chu

Statistics	TOTAL	Election Day	Early Provisional Voting	
Registered Voters - Total	213			
Registered Voters - NONPARTISAN	72			
Registered Voters - REPUBLICAN	8			
Registered Voters - DEMOCRATIC	131			
Registered Voters - NO LABELS	1			
Registered Voters - LIBERTARIAN	0			
Registered Voters - GREEN	1			
Ballots Cast - Total	41	12	29	0
Ballots Cast - NONPARTISAN	0	0	0	0
Ballots Cast - REPUBLICAN	1	0	1	0
Ballots Cast - DEMOCRATIC	40	12	28	0
Ballots Cast - NO LABELS	0	0	0	0
Ballots Cast - LIBERTARIAN	0	0	0	0
Ballots Cast - GREEN	0	0	0	0
Ballots Cast - Blank	0	0	0	0
Voter Turnout - Total	19.25%			
Voter Turnout - NONPARTISAN	0.00%			
Voter Turnout - REPUBLICAN	12.50%			
Voter Turnout - DEMOCRATIC	30.53%			
Voter Turnout - NO LABELS	0.00%			
Voter Turnout - LIBERTARIAN	0.00%			
Voter Turnout - GREEN	0.00%			

REP U.S. Representative in Congress - District 7

Vote For 1

	TOTAL	Election Day	Early Provisional Voting	
Butierez Sr., Daniel Francis	0	0	0	0
Rivas, Jorge	1	0	1	0
Rodriguez, Jimmy	0	0	0	0
Write-In Totals	0	0	0	0
Write-In: Unofficial Candidate One	0	0	0	0
Not Assigned	0	0	0	0
Total Votes Cast	1	0	1	0
Overvotes	0	0	0	0
Undervotes	0	0	0	0
Contest Totals	1	0	1	0

Precinct Results Report
2025 Special Primary Election
July 15, 2025

OFFICIAL RESULTS

County of Pinal

053 Chui Chu

DEM U.S. Representative in Congress - District 7

Vote For 1

	TOTAL	Election Day	Early Provisional Voting	
Foxx, Deja	10	6	4	0
Grijalva, Adelita	25	5	20	0
Harris Sr., Patrick	0	0	0	0
Hernandez, Daniel	4	1	3	0
Malvido Jr., Jose "Malvido"	0	0	0	0
Write-In Totals	0	0	0	0
Write-In: Unofficial Candidate One	0	0	0	0
Not Assigned	0	0	0	0
Total Votes Cast	39	12	27	0
Overvotes	1	0	1	0
Undervotes	0	0	0	0
Contest Totals	40	12	28	0

NOL U.S. Representative in Congress - District 7

Vote For 1

	TOTAL	Election Day	Early Provisional Voting	
Write-In Totals	0	0	0	0
Write-In: Unofficial Candidate One	0	0	0	0
Write-In: Grayson, Richard	0	0	0	0
Not Assigned	0	0	0	0
Total Votes Cast	0	0	0	0
Overvotes	0	0	0	0
Undervotes	0	0	0	0
Contest Totals	0	0	0	0

LBT U.S. Representative in Congress - District 7

Vote For 1

	TOTAL	Election Day	Early Provisional Voting	
Write-In Totals	0	0	0	0
Write-In: Fernandez, Andy	0	0	0	0
Write-In: Unofficial Candidate One	0	0	0	0
Not Assigned	0	0	0	0
Total Votes Cast	0	0	0	0
Overvotes	0	0	0	0
Undervotes	0	0	0	0
Contest Totals	0	0	0	0

053 Chui Chu

GRN U.S. Representative in Congress - District 7
Vote For 1

	TOTAL	Election Day	Early Provisional Voting	
Write-In Totals	0	0	0	0
Write-In: Quintana, Eduardo	0	0	0	0
Write-In: Swing, Gary	0	0	0	0
Write-In: Unofficial Candidate One	0	0	0	0
Not Assigned	0	0	0	0
Total Votes Cast	0	0	0	0
Overvotes	0	0	0	0
Undervotes	0	0	0	0
Contest Totals	0	0	0	0

067 Hidden Valley

Statistics	TOTAL	Election Day	Early Provisional Voting	
Registered Voters - Total	2,486			
Registered Voters - NONPARTISAN	919			
Registered Voters - REPUBLICAN	1,038			
Registered Voters - DEMOCRATIC	468			
Registered Voters - NO LABELS	37			
Registered Voters - LIBERTARIAN	24			
Registered Voters - GREEN	0			
Ballots Cast - Total	358	49	309	0
Ballots Cast - NONPARTISAN	0	0	0	0
Ballots Cast - REPUBLICAN	232	37	195	0
Ballots Cast - DEMOCRATIC	125	12	113	0
Ballots Cast - NO LABELS	1	0	1	0
Ballots Cast - LIBERTARIAN	0	0	0	0
Ballots Cast - GREEN	0	0	0	0
Ballots Cast - Blank	1	0	1	0
Voter Turnout - Total	14.40%			
Voter Turnout - NONPARTISAN	0.00%			
Voter Turnout - REPUBLICAN	22.35%			
Voter Turnout - DEMOCRATIC	26.71%			
Voter Turnout - NO LABELS	2.70%			
Voter Turnout - LIBERTARIAN	0.00%			
Voter Turnout - GREEN	0.00%			

REP U.S. Representative in Congress - District 7

Vote For 1

	TOTAL	Election Day	Early Provisional Voting	
Butierez Sr., Daniel Francis	149	33	116	0
Rivas, Jorge	56	3	53	0
Rodriguez, Jimmy	21	1	20	0
Write-In Totals	5	0	5	0
Write-In: Unofficial Candidate One	5	0	5	0
Not Assigned	0	0	0	0
Total Votes Cast	231	37	194	0
Overvotes	0	0	0	0
Undervotes	1	0	1	0
Contest Totals	232	37	195	0

Precinct Results Report
2025 Special Primary Election
July 15, 2025

OFFICIAL RESULTS

County of Pinal

067 Hidden Valley

DEM U.S. Representative in Congress - District 7

Vote For 1

	TOTAL	Election Day	Early Provisional Voting	
Foxx, Deja	20	4	16	0
Grijalva, Adelita	68	5	63	0
Harris Sr., Patrick	4	0	4	0
Hernandez, Daniel	30	3	27	0
Malvido Jr., Jose "Malvido"	3	0	3	0
Write-In Totals	0	0	0	0
Write-In: Unofficial Candidate One	0	0	0	0
Not Assigned	0	0	0	0
Total Votes Cast	125	12	113	0
Overvotes	0	0	0	0
Undervotes	0	0	0	0
Contest Totals	125	12	113	0

NOL U.S. Representative in Congress - District 7

Vote For 1

	TOTAL	Election Day	Early Provisional Voting	
Write-In Totals	1	0	1	0
Write-In: Unofficial Candidate One	1	0	1	0
Write-In: Grayson, Richard	0	0	0	0
Not Assigned	0	0	0	0
Total Votes Cast	1	0	1	0
Overvotes	0	0	0	0
Undervotes	0	0	0	0
Contest Totals	1	0	1	0

LBT U.S. Representative in Congress - District 7

Vote For 1

	TOTAL	Election Day	Early Provisional Voting	
Write-In Totals	0	0	0	0
Write-In: Fernandez, Andy	0	0	0	0
Write-In: Unofficial Candidate One	0	0	0	0
Not Assigned	0	0	0	0
Total Votes Cast	0	0	0	0
Overvotes	0	0	0	0
Undervotes	0	0	0	0
Contest Totals	0	0	0	0

067 Hidden Valley

GRN U.S. Representative in Congress - District 7
Vote For 1

	TOTAL	Election Day	Early Provisional Voting	
Write-In Totals	0	0	0	0
Write-In: Quintana, Eduardo	0	0	0	0
Write-In: Swing, Gary	0	0	0	0
Write-In: Unofficial Candidate One	0	0	0	0
Not Assigned	0	0	0	0
Total Votes Cast	0	0	0	0
Overvotes	0	0	0	0
Undervotes	0	0	0	0
Contest Totals	0	0	0	0

Precinct Results Report
2025 Special Primary Election
July 15, 2025

OFFICIAL RESULTS

County of Pinal

091 Silverbell

Statistics	TOTAL	Election Day	Early Provisional Voting	
Registered Voters - Total	203			
Registered Voters - NONPARTISAN	79			
Registered Voters - REPUBLICAN	93			
Registered Voters - DEMOCRATIC	27			
Registered Voters - NO LABELS	1			
Registered Voters - LIBERTARIAN	3			
Registered Voters - GREEN	0			
Ballots Cast - Total	26	5	21	0
Ballots Cast - NONPARTISAN	0	0	0	0
Ballots Cast - REPUBLICAN	20	5	15	0
Ballots Cast - DEMOCRATIC	6	0	6	0
Ballots Cast - NO LABELS	0	0	0	0
Ballots Cast - LIBERTARIAN	0	0	0	0
Ballots Cast - GREEN	0	0	0	0
Ballots Cast - Blank	0	0	0	0
Voter Turnout - Total	12.81%			
Voter Turnout - NONPARTISAN	0.00%			
Voter Turnout - REPUBLICAN	21.51%			
Voter Turnout - DEMOCRATIC	22.22%			
Voter Turnout - NO LABELS	0.00%			
Voter Turnout - LIBERTARIAN	0.00%			
Voter Turnout - GREEN	0.00%			

REP U.S. Representative in Congress - District 7

Vote For 1

	TOTAL	Election Day	Early Provisional Voting	
Butierez Sr., Daniel Francis	7	0	7	0
Rivas, Jorge	10	4	6	0
Rodriguez, Jimmy	3	1	2	0
Write-In Totals	0	0	0	0
Write-In: Unofficial Candidate One	0	0	0	0
Not Assigned	0	0	0	0
Total Votes Cast	20	5	15	0
Overvotes	0	0	0	0
Undervotes	0	0	0	0
Contest Totals	20	5	15	0

Precinct Results Report
2025 Special Primary Election
July 15, 2025

OFFICIAL RESULTS

County of Pinal

091 Silverbell

DEM U.S. Representative in Congress - District 7

Vote For 1

	TOTAL	Election Day	Early Provisional Voting	
Foxx, Deja	0	0	0	0
Grijalva, Adelita	3	0	3	0
Harris Sr., Patrick	0	0	0	0
Hernandez, Daniel	2	0	2	0
Malvido Jr., Jose "Malvido"	1	0	1	0
Write-In Totals	0	0	0	0
Write-In: Unofficial Candidate One	0	0	0	0
Not Assigned	0	0	0	0
Total Votes Cast	6	0	6	0
Overvotes	0	0	0	0
Undervotes	0	0	0	0
Contest Totals	6	0	6	0

NOL U.S. Representative in Congress - District 7

Vote For 1

	TOTAL	Election Day	Early Provisional Voting	
Write-In Totals	0	0	0	0
Write-In: Unofficial Candidate One	0	0	0	0
Write-In: Grayson, Richard	0	0	0	0
Not Assigned	0	0	0	0
Total Votes Cast	0	0	0	0
Overvotes	0	0	0	0
Undervotes	0	0	0	0
Contest Totals	0	0	0	0

LBT U.S. Representative in Congress - District 7

Vote For 1

	TOTAL	Election Day	Early Provisional Voting	
Write-In Totals	0	0	0	0
Write-In: Fernandez, Andy	0	0	0	0
Write-In: Unofficial Candidate One	0	0	0	0
Not Assigned	0	0	0	0
Total Votes Cast	0	0	0	0
Overvotes	0	0	0	0
Undervotes	0	0	0	0
Contest Totals	0	0	0	0

091 Silverbell

GRN U.S. Representative in Congress - District 7

Vote For 1

	TOTAL	Election Day	Early Provisional Voting	
Write-In Totals	0	0	0	0
Write-In: Quintana, Eduardo	0	0	0	0
Write-In: Swing, Gary	0	0	0	0
Write-In: Unofficial Candidate One	0	0	0	0
Not Assigned	0	0	0	0
Total Votes Cast	0	0	0	0
Overvotes	0	0	0	0
Undervotes	0	0	0	0
Contest Totals	0	0	0	0

	STATISTICS													
	Registered Voters - Total	Registered Voters - NONPARTISA N	Registered Voters - REPUBLICAN	Registered Voters - DEMOCRATIC	Registered Voters - NO LABELS	Registered Voters - LIBERTARIAN	Registered Voters - GREEN	Ballots Cast - Total	Ballots Cast - NONPARTISA N	Ballots Cast - REPUBLICAN	Ballots Cast - DEMOCRATIC	Ballots Cast - NO LABELS	Ballots Cast - LIBERTARIAN	Ballots Cast - GREEN
038 Casa Grande SW	783	313	263	197	8	2	0	71	0	33	38	0	0	0
053 Chui Chu	213	72	8	131	1	0	1	41	0	1	40	0	0	0
067 Hidden Valley	2,486	919	1,038	468	37	24	0	358	0	232	125	1	0	0
091 Silverbell	203	79	93	27	1	3	0	26	0	20	6	0	0	0
Totals	3,685	1,383	1,402	823	47	29	1	496	0	286	209	1	0	0

	STATISTICS							
	Ballots Cast - Blank	Voter Turnout - Total	Voter Turnout - NONPARTISA N	Voter Turnout - REPUBLICAN	Voter Turnout - DEMOCRATIC	Voter Turnout - NO LABELS	Voter Turnout - LIBERTARIAN	Voter Turnout - GREEN
038 Casa Grande SW	0	9.07%	0%	12.55%	19.29%	0%	0%	0%
053 Chui Chu	0	19.25%	0%	12.5%	30.53%	0%	0%	0%
067 Hidden Valley	1	14.4%	0%	22.35%	26.71%	2.7%	0%	0%
091 Silverbell	0	12.81%	0%	21.51%	22.22%	0%	0%	0%
Totals	1							

	REP U.S. Representative in Congress - District 7									
	VOTE FOR 1									
	4 of 4 Precincts Reporting									
	Butierrez Sr., Daniel Francis	Rivas, Jorge	Rodriguez, Jimmy	Write-in Totals	Write-in: Unofficial Candidate One	Write-in: Not Assigned	Total Votes Cast	Overvotes	Undervotes	Contest Total
038 Casa Grande SW	14	11	8	0	0	0	33	0	0	33
053 Chui Chu	0	1	0	0	0	0	1	0	0	1
067 Hidden Valley	149	56	21	5	5	0	231	0	1	232
091 Silverbell	7	10	3	0	0	0	20	0	0	20
Totals	170	78	32	5	5	0	285	0	1	286

	DEM U.S. Representative in Congress - District 7											
	VOTE FOR 1											
	4 of 4 Precincts Reporting											
	Foxx, Deja	Grijalva, Adelita	Harris Sr., Patrick	Hernandez, Daniel	Malvido Jr., Jose "Malvido"	Write-in Totals	Write-in: Unofficial Candidate One	Write-in: Not Assigned	Total Votes Cast	Overvotes	Undervotes	Contest Total
038 Casa Grande SW	1	24	3	9	1	0	0	0	38	0	0	38
053 Chui Chu	10	25	0	4	0	0	0	0	39	1	0	40
067 Hidden Valley	20	68	4	30	3	0	0	0	125	0	0	125
091 Silverbell	0	3	0	2	1	0	0	0	6	0	0	6
Totals	31	120	7	45	5	0	0	0	208	1	0	209

	NOL U.S. Representative in Congress - District 7							
	VOTE FOR 1							
	4 of 4 Precincts Reporting							
	Write-in Totals	Write-in: Unofficial Candidate One	Write-in: Grayson, Richard	Write-in: Not Assigned	Total Votes Cast	Overvotes	Undervotes	Contest Total
038 Casa Grande SW	0	0	0	0	0	0	0	0
053 Chui Chu	0	0	0	0	0	0	0	0
067 Hidden Valley	1	1	0	0	1	0	0	1
091 Silverbell	0	0	0	0	0	0	0	0
Totals	1	1	0	0	1	0	0	1

	LBT U.S. Representative in Congress - District 7							
	VOTE FOR 1							
	4 of 4 Precincts Reporting							
	Write-in Totals	Write-in: Fernandez, Andy	Write-in: Unofficial Candidate One	Write-in: Not Assigned	Total Votes Cast	Overvotes	Undervotes	Contest Total
038 Casa Grande SW	0	0	0	0	0	0	0	0
053 Chui Chu	0	0	0	0	0	0	0	0
067 Hidden Valley	0	0	0	0	0	0	0	0
091 Silverbell	0	0	0	0	0	0	0	0
Totals	0	0	0	0	0	0	0	0

	GRN U.S. Representative in Congress - District 7									
	VOTE FOR 1									
	4 of 4 Precincts Reporting									
	Write-in: Totals	Write-in: Quintana, Eduardo	Write-in: Swing, Gary	Write-in: Unofficial Candidate One	Write-in: Not Assigned	Total Votes Cast	Overvotes	Undervotes	Contest Total	
038 Casa Grande SW	0	0	0	0	0	0	0	0	0	
053 Chui Chu	0	0	0	0	0	0	0	0	0	
067 Hidden Valley	0	0	0	0	0	0	0	0	0	
091 Silverbell	0	0	0	0	0	0	0	0	0	
Totals	0	0	0	0	0	0	0	0	0	

Pinal County, State of Arizona
July 15, 2025
Congressional District #7
Special Primary Election
Official Canvass
Provisional Ballot Report



Total Provisional Ballots	0
Total Provisional Ballots Rejected by the County Recorder	0
Total Provisional Ballots Accepted by Provisional Board	0
Total Provisional Ballots Rejected by Provisional Board as Incomplete	0
Total Provisional Ballots Counted	0

PRECINCT	Regular Provisional Ballots Received	Conditional Provisional Ballots	TOTAL Provisional Ballots Received	Regular Provisional Ballots Accepted	Conditional Provisional Ballots	TOTAL Provisional Ballots Accepted	Accepted	Reasons for Rejection															Regular Provisional Ballots Rejected	Rejected	TOTAL Provisional Ballots Rejected		
	2	3	4	5	6	7		8	9A	9B	9C	9D	9E	9F	9G	9H	9I	9J	9K	9L	9M	9N	9O		9P	10	11
1																											
38 CASA GRANDE SW			0			0	0																	0		0	
53 CHUI CHU			0			0	0																	0		0	
67 HIDDEN VALLEY			0			0	0																	0		0	
68 SANTAN PARK			0			0	0																	0		0	
91 SILVERBELL			0			0	0																	0		0	
TOTALS	0	0	0	0	0	0	0	0	0	0	0	0	0	0	0	0	0	0	0	0	0	0	0	0	0	0	

Pinal County, State of Arizona
July 15, 2025
Congressional District #7
Special Primary Election
Official Canvass
Early Voting & Accessibility Report



Total Early Ballots Issued	1621
Number of Replacement Ballots Transmitted to Voters by Mail	1
Total Early Ballots Returned*	443
Total Early Ballots Rejected by the County Recorder	0
Total Early Ballots Accepted	421
Total Early Ballots Transferred to Elections Department for Tabulation	421
Election Department Rejections	0
Total Early Ballots Tabulated	421

*Includes 22 early ballots returned as undeliverable/temporarily away by the United States Postal Service.

Precinct Number	Polling Place Name	Address	Registered Voters	In Person Early Ballots Cast	Polling Place ADA Compliance
38	Calvary Chapel of Casa Grande	962 W Gila Bend Hwy. Casa Grande 85122	783	N/A	Compliant
53	Chui Chu Elder Center	Federal Route 15 Milepost 42 Chui Chu 85634	213	N/A	Compliant
67	Pinal County Public Works	43910 W Meadowview Rd. Maricopa 85138	2,486	N/A	Compliant
91	Central Lutheran Church Fellowship Hall	12921 S Sunland Gin Rd. Arizona City 85123	203	N/A	Compliant
Early Voting Site	Pinal VOTES Building	320 W Adamsville Rd. Florence 85132	N/A	0	Compliant
Early Voting Site	Maricopa Recorder's Office	19955 N Wilson Ave. Maricopa 85139	N/A	3	Compliant
Early Voting Site	Casa Grande Recorder's Office	820 E Cottonwood Ln. Casa Grande 85122	N/A	0	Compliant

Under Section 203 of the Voter Rights Act Pinal County is not required to provide alternative language materials.

Pinal County, State of Arizona
July 15, 2025
Congressional District #7
Special Primary Election
Official Canvass
Poll Worker Training Report



The number of poll workers trained	28
Types of election board workers assigned to each voting location	Inspector (1) Marshal (1) Judges (2) Clerks (2)
Number of “premium” poll workers (if any) assigned to each voting location	0
Number of “troubleshooters” assigned to each voting location	2
Number of student poll workers	0
The number of provisional ballots cast at each voting location:	0
Number of signature rosters or e-poll books used at each voting location	See Detailed Report

Post-election assessment of poll worker performance included audits, voter surveys, interviews with county ambassadors, troubleshooters, political observers as well as a review of official ballot reports.

Pinal County, State of Arizona
 July 15, 2025 Special Primary Election (CD7)
 Official Canvass
 Poll Worker Training Report

	Primary Election								
PRECINCT	INSPECTORS	MARSHALS	JUDGES	CLERKS	STUDENTS	AMBASSADORS	TOTAL TRAINED	POLL PADS	PROVISIONAL BALLOTS VOTED
38 Casa Grande SW	1	1	2	2	0	1	7	2	0
53 Chui Chu	1	0	2	2	0	1	6	2	0
67 Hidden Valley	1	1	2	2	0	1	7	2	0
91 Silverbell	1	1	2	2	0	1	7	2	0
<i>Trained, then cancelled to work election</i>	0	1	0	0	0	0	1		
TOTALS	4	4	8	8	0	4	28	8	0


Pinal County, State of Arizona
July 15, 2025
Congressional District #7
Special Primary Election
Official Canvass
Voter Education Report



Voter Turnout	13.46%
Number of Early Ballots Requested	1621
Number of Early Ballots Voted	421
Number of Provisional Ballots Voted	0
Number of Locations Where Voting Equipment is on Public Display	7
Length of Time Voting Systems Were on Display	27
Number of Voter Education & Voter Outreach Initiatives	26
Number of Public Service Announcements	22
Total Number of Scheduled Special Election Boards	0
Total Number of Ballots Delivered to Corrections Facilities During Early Voting	0

Election: SPECIAL PRIMARY CD7 2025

Precinct	Republican	Democrat	Green	Libertarian	No Labels	Non Partisan	Total
38 CASA GRANDE SW	5	5	0	0	0	0	10
53 CHUI CHU	0	2	0	0	0	0	2
67 HIDDEN VALLEY	12	11	0	0	0	0	23
91 SILVERBELL	0	1	0	0	0	0	1
TOTAL	17	19	0	0	0	0	36

	NUMBER OF BALLOTS ISSUED (EXVT CARDS INCLUDED)	NUMBER OF UNUSED BALLOTS REC'D BACK (EXVT CARDS INCLUDED)	TOTAL PROVISIONAL BALLOTS (REC'D ELECTION NIGHT)	TOTAL SPOILED BALLOTS AT THE POLLING LOCATION (Per OBR)	POLLPAD CHECKINS	TOTAL TABULATED ELECTION DAY BALLOTS (EMS)	Ballot Count Discrepancy	0	1-2	3-4	4+
								4			
38 Calvary Chapel of Casa Grande	420	411	0	0	9	9	0				
53 Chui Chu Elder Center	305	293	0	0	12	12	0				
67 Pinal County Public Works	860	811	0	0	49	49	0				
91 Central Lutheran Church Fellowship Hall	280	275	0	0	5	5	0				



PINAL COUNTY

WIDE OPEN OPPORTUNITY

CONGRESSIONAL DISTRICT SEVEN

JULY 15, 2025

SPECIAL PRIMARY ELECTION

CANVASS PRESENTATION

DANA LEWIS, RECORDER



Special Primary Election Canvass

(per Arizona Revised Statutes Title 16, Article 11 and the Elections Procedure Manual)

Summary Results Report

Precinct Results Report

Statement of Votes Cast

Provisional Ballot Report

Early Voting & Accessibility Report

Poll Worker Training Report

Voter Education Report

Primary Ballot Choice by Precinct

Ballot Audit Report

Summary Results Report

Special Primary Election 2025

Statistics	TOTAL	Election Day	Early Provisional Voting	
Election Day Precincts Reporting	4 of 4	4	0	0
Precincts Complete	4 of 4	4	0	0
Precincts Partially Reported	0 of 4	0	0	0
Absentee/ Early Precincts Reporting	4 of 4	0	4	4
Registered Voters - Total	3,685			
Registered Voters - NONPARTISAN	1,383			
Registered Voters - REPUBLICAN	1,402			
Registered Voters - DEMOCRATIC	823			
Registered Voters - NO LABELS	47			
Registered Voters - LIBERTARIAN	29			
Registered Voters - GREEN	1			
Ballots Cast - Total	496	75	421	0
Ballots Cast - NONPARTISAN	0	0	0	0
Ballots Cast - REPUBLICAN	286	49	237	0
Ballots Cast - DEMOCRATIC	209	26	183	0
Ballots Cast - NO LABELS	1	0	1	0
Ballots Cast - LIBERTARIAN	0	0	0	0
Ballots Cast - GREEN	0	0	0	0
Ballots Cast - Blank	1	0	1	0
Voter Turnout - Total	13.46%			
Voter Turnout - NONPARTISAN	0.00%			
Voter Turnout - REPUBLICAN	20.40%			
Voter Turnout - DEMOCRATIC	25.39%			
Voter Turnout - NO LABELS	2.13%			
Voter Turnout - LIBERTARIAN	0.00%			
Voter Turnout - GREEN	0.00%			

Statement of Votes Cast

Special Primary Election 2025

Statement of Votes Cast
2025 Special Primary Election
July 15, 2025

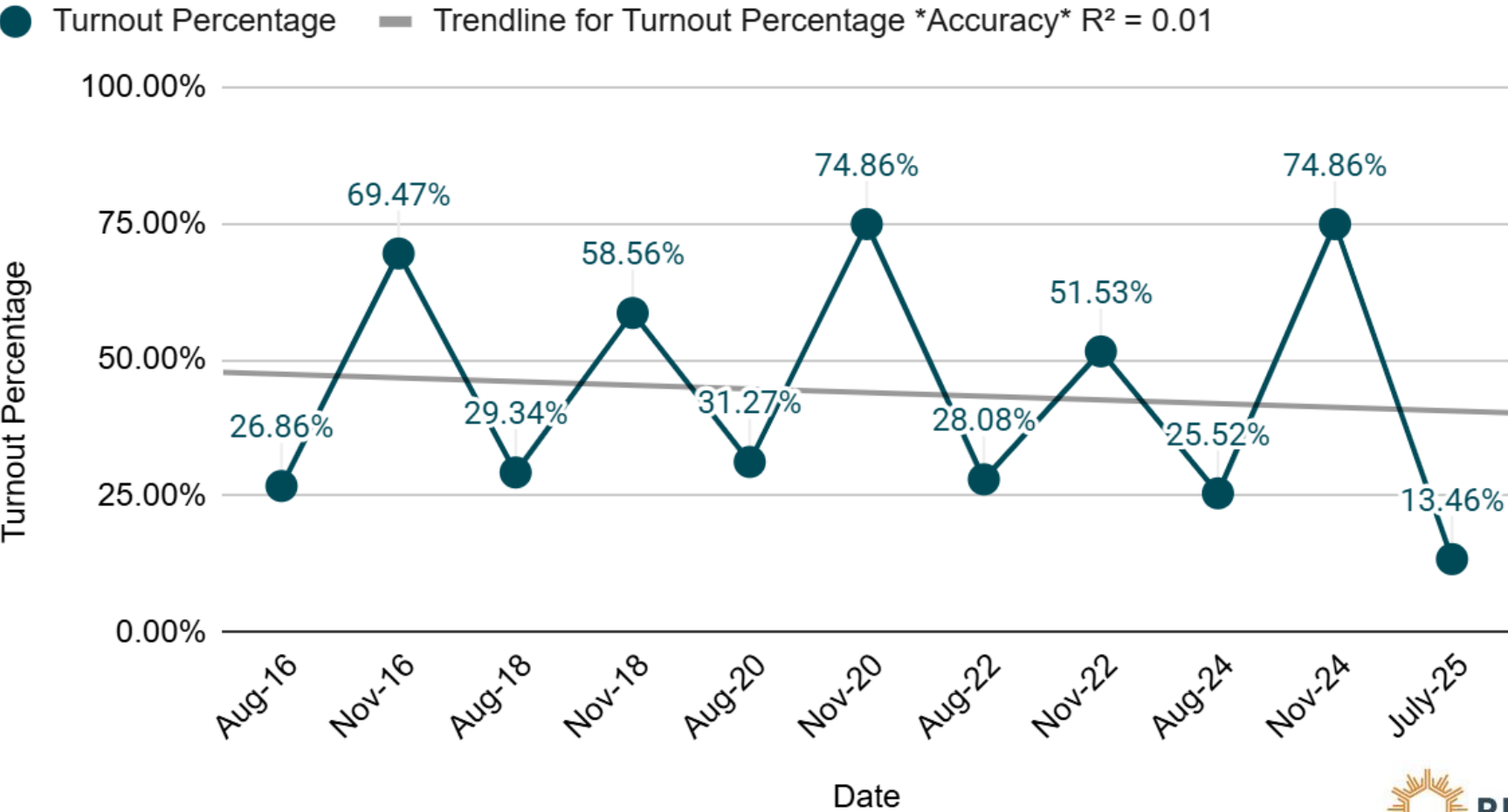
OFFICIAL RESULTS

County of Pinal

	STATISTICS													
	Registered Voters - Total	Registered Voters - NONPARTISA N	Registered Voters - REPUBLICAN	Registered Voters - DEMOCRATIC	Registered Voters - NO LABELS	Registered Voters - LIBERTARIAN	Registered Voters - GREEN	Ballots Cast - Total	Ballots Cast - NONPARTISA N	Ballots Cast - REPUBLICAN	Ballots Cast - DEMOCRATIC	Ballots Cast - NO LABELS	Ballots Cast - LIBERTARIAN	Ballots Cast - GREEN
038 Casa Grande SW	783	313	263	197	8	2	0	71	0	33	38	0	0	0
053 Chui Chu	213	72	8	131	1	0	1	41	0	1	40	0	0	0
067 Hidden Valley	2,486	919	1,038	468	37	24	0	358	0	232	125	1	0	0
091 Silverbell	203	79	93	27	1	3	0	26	0	20	6	0	0	0
Totals	3,685	1,383	1,402	823	47	29	1	496	0	286	209	1	0	0

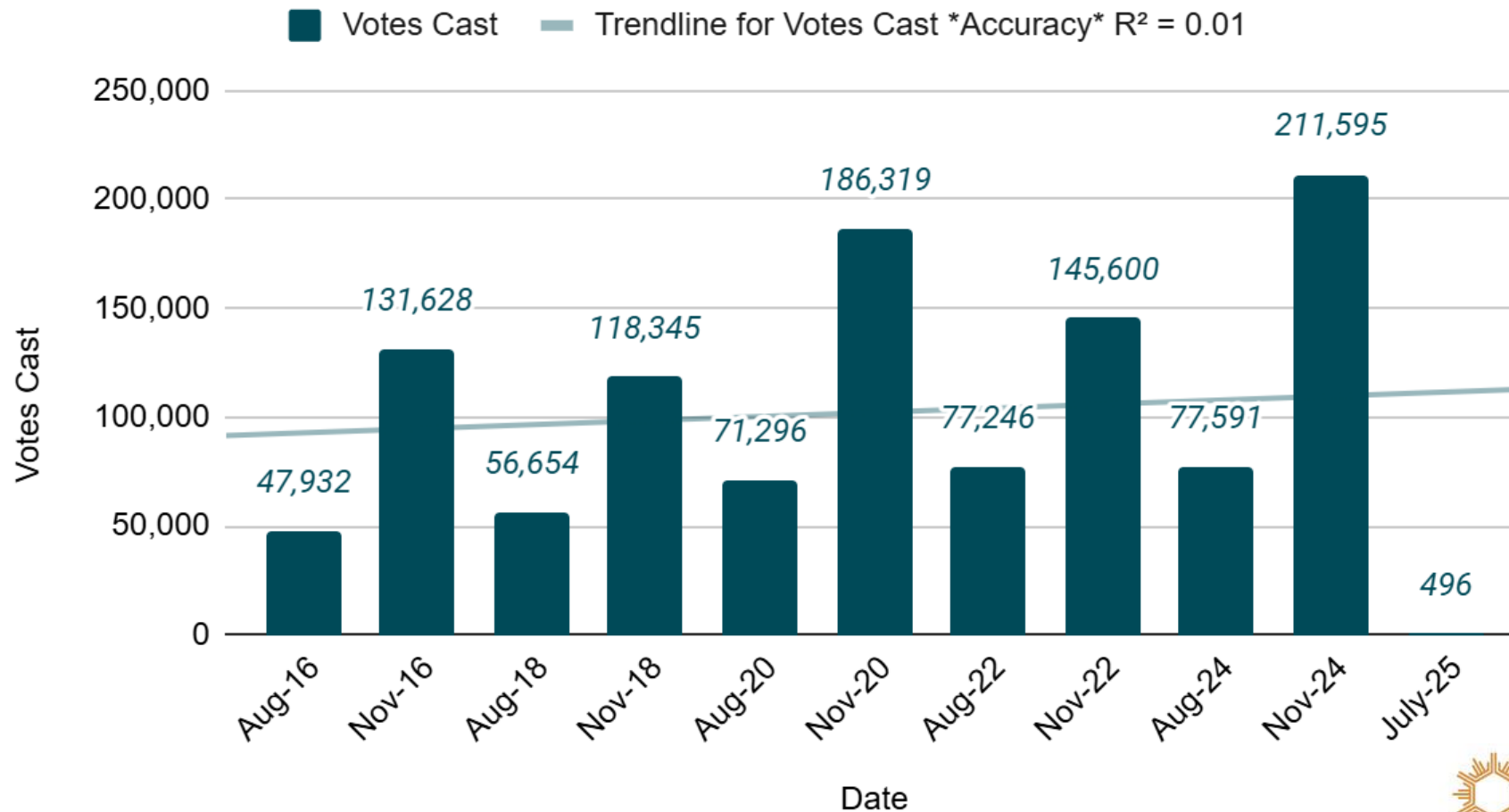
Voter Turn Out by Percentage 2016 through 2025

Turnout Percentage by Date



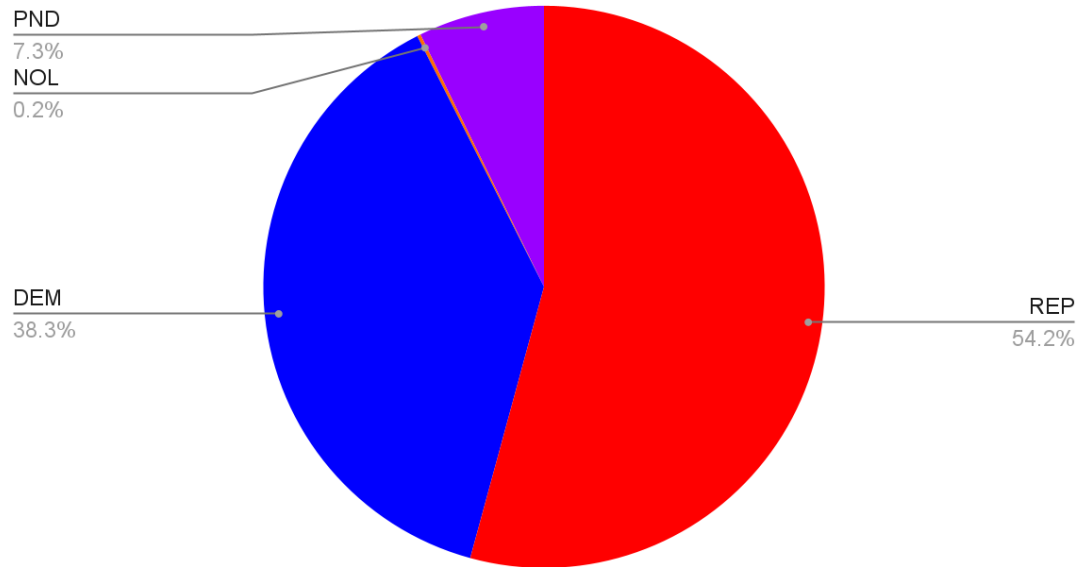
Voter Turn Out by Votes Cast 2016 through 2025

Votes Cast by Date

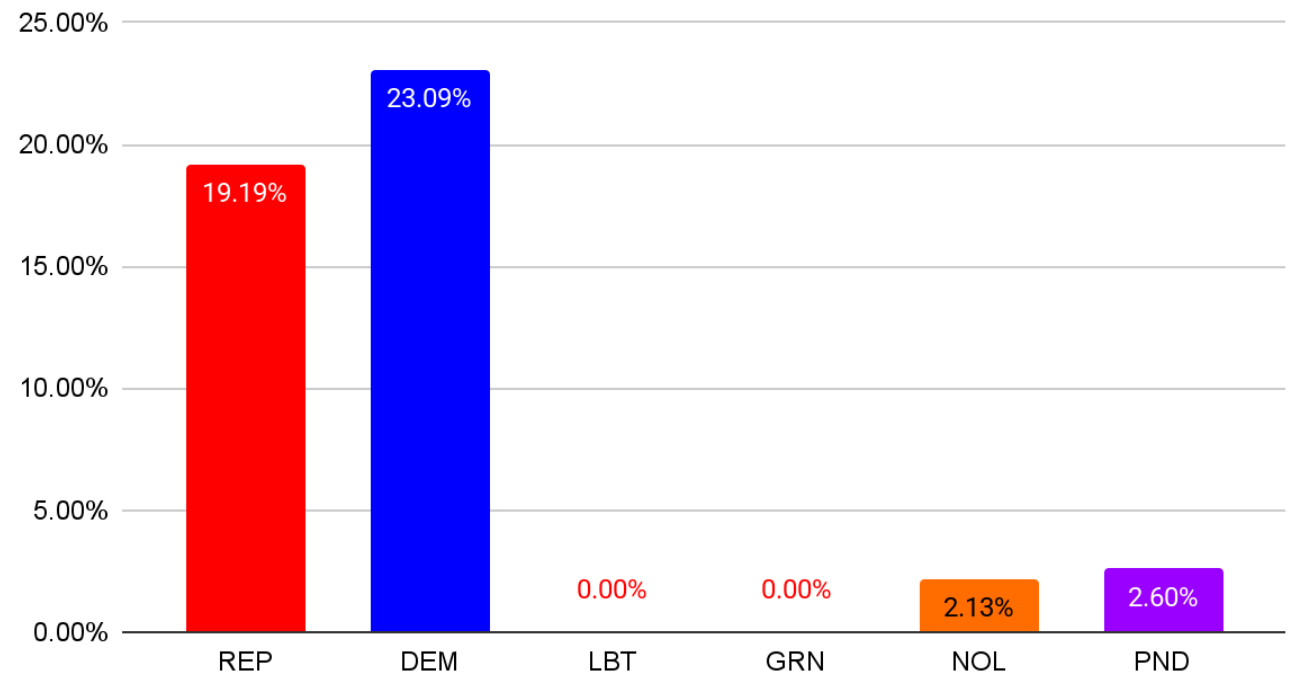


Voter Turn Out by Political Party Special Primary Election 2025

Shares of Participation



Party Turnout



PND Partisan Ballot Choice Special Primary Election 2025

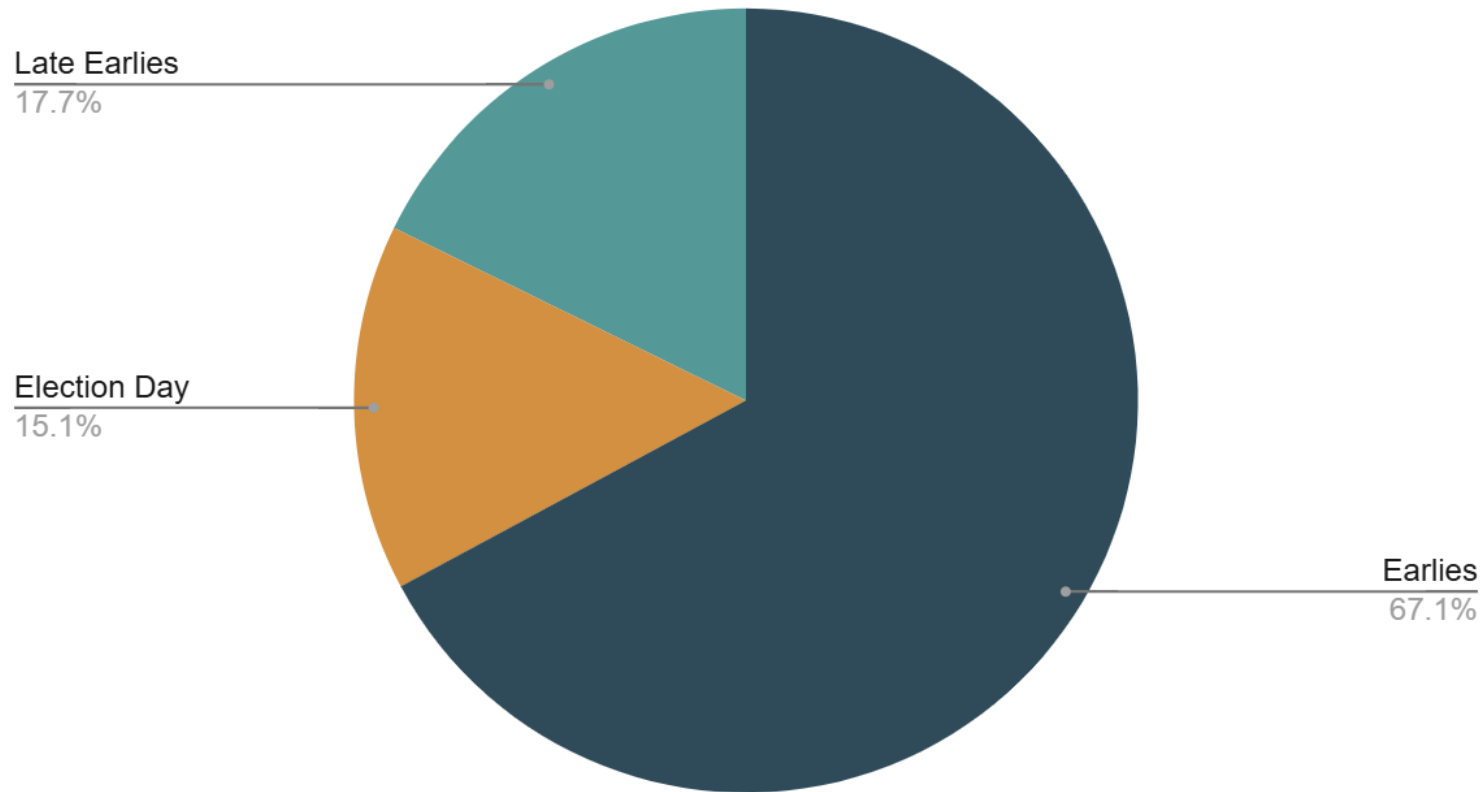
Election: SPECIAL PRIMARY CD7 2025

Precinct	Republican	Democrat	Green	Libertarian	No Labels	Non Partisan	Total
38 CASA GRANDE SW	5	5	0	0	0	0	10
53 CHUI CHU	0	2	0	0	0	0	2
67 HIDDEN VALLEY	12	11	0	0	0	0	23
91 SILVERBELL	0	1	0	0	0	0	1
TOTAL	17	19	0	0	0	0	36

* Note Only REP/DEM have open primaries in Arizona.

How Ballots Were Cast Special Primary Election 2025

Methods of Voting Comparisons



Early Ballot Report

Special Primary Election 2025

BALLOTS ISSUED:	1,621
BALLOT DELIVERY METHOD	
MAILED	1,619
IN-PERSON	3
EMAIL	-
BALLOT STATUS	
ACCEPTED	421
SENT	1,148
CANCELED	26
Post - Reg VR Update	4
Replacement	1
No Reason Recorded	21
REJECTED TOTAL	26
Ballot Missing From Envelope	-
No Signature on Affidavit	-
Non Matching Signature	1
Other	-
USPS Undeliverable	15
USPS Temporarily Away	7
Spoiled	-
RECEIVED	
QUEUED	-
	1,621

Page 44

Early Ballot Totals

6/16/2025 --- 7/16/2025

Pinal

Precinct / District	Sent	Unsent	Early In Person	Ballots Received	Ballots Accepted	Ballots Rejected	Ballots Canceled	USPS Undeliverable	USPS Temp Away
38 CASA GRANDE SW	328	0	0	69	62	0	2	5	2
53 CHUI CHU	72	0	0	29	29	0	3	0	0
67 HIDDEN VALLEY	1,138	0	3	328	309	4	21	10	5
91 SILVERBELL	80	0	0	21	21	0	0	0	0
Total	1,618	0	3	447	421	4	26	15	7

7/18/2025 2:12:16 PM

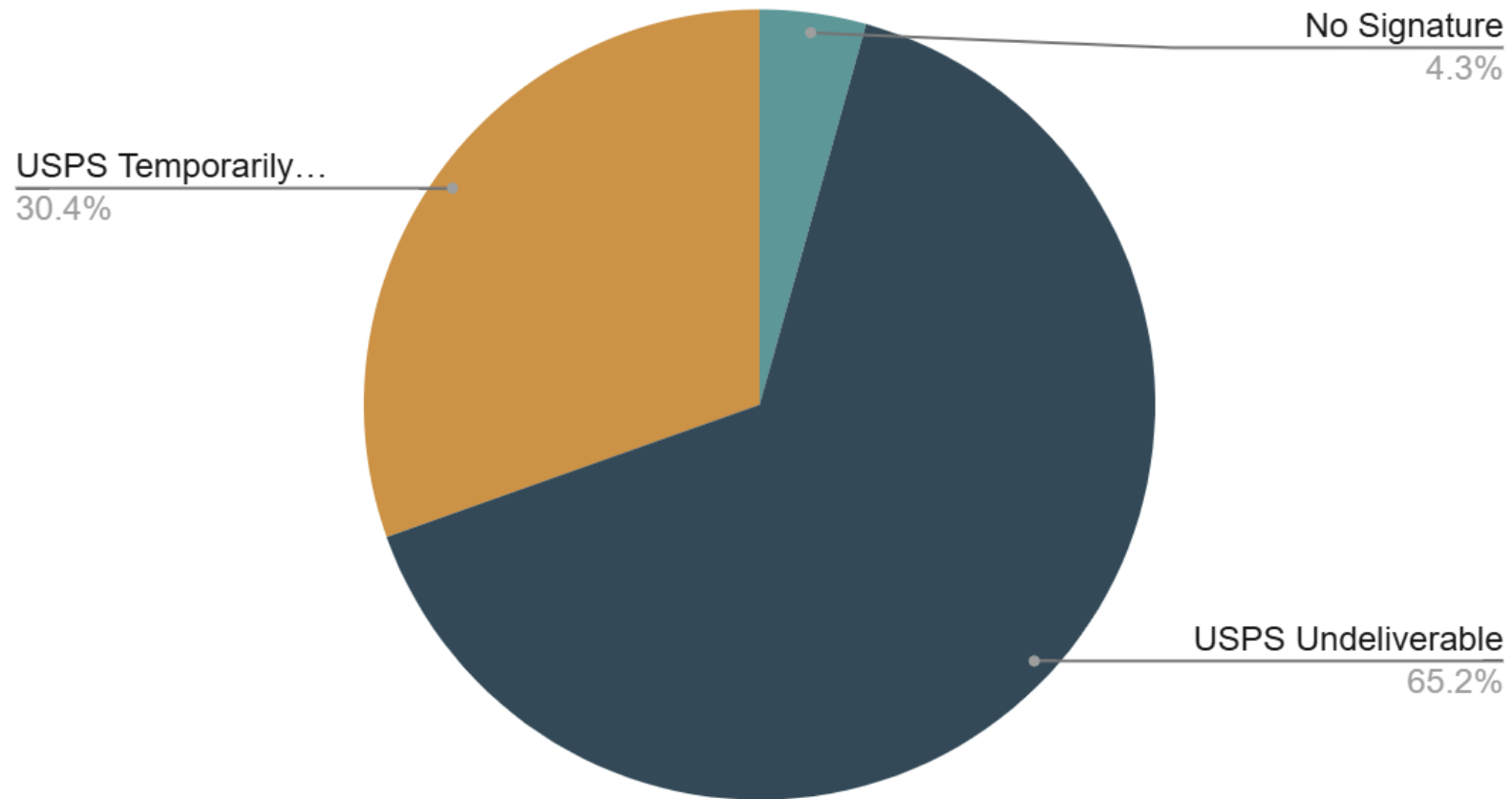
Page 1 of 1

* UOCAVA Voters – 3 (PND)



Early Ballot Rejection Report Special Primary Election 2025

Rejection Reasons



Provisional Ballot Rejection Report

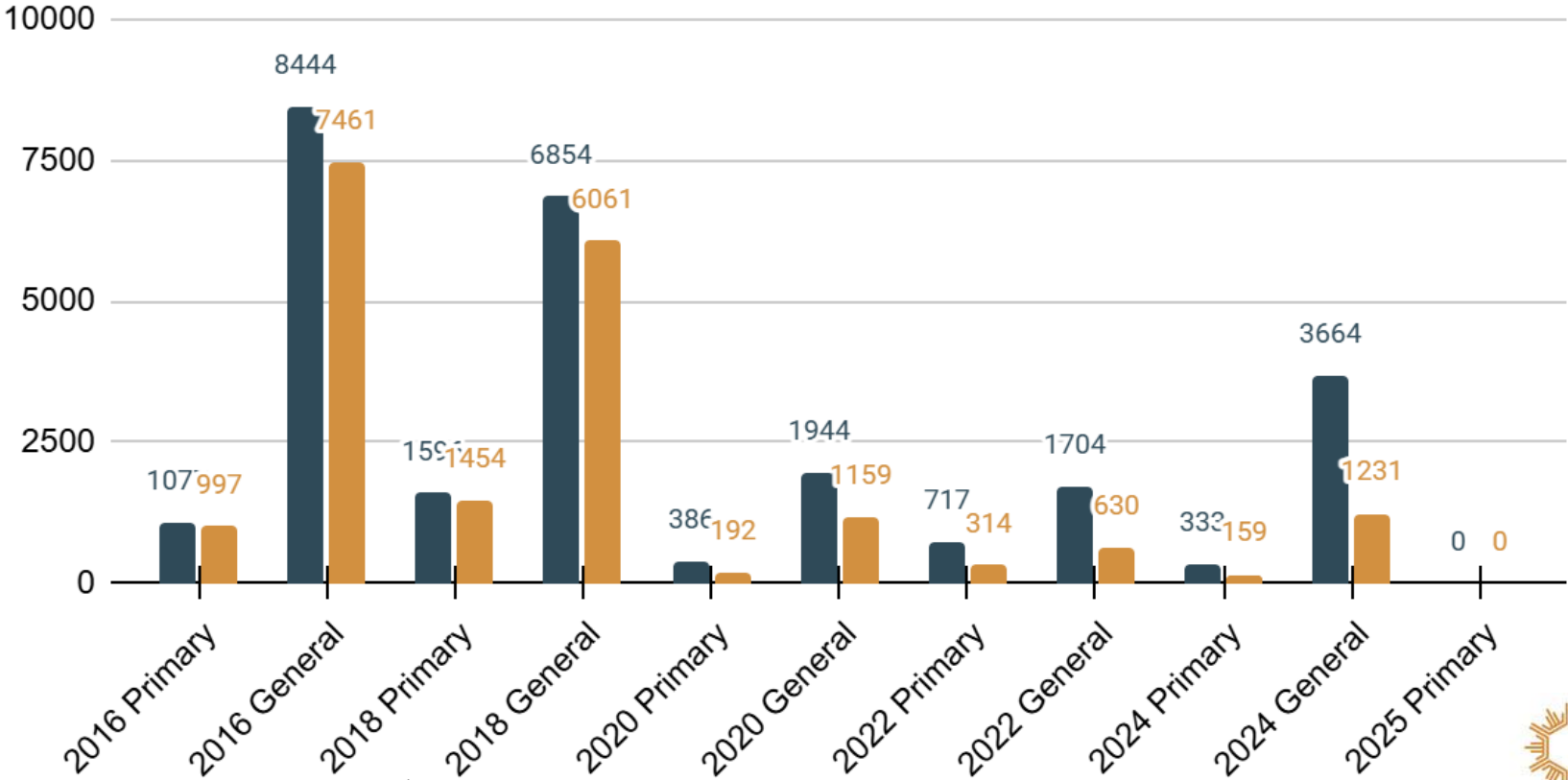
Special Primary Election 2025

PRECINCT	Regular Provisional Ballots Received	Conditional Provisional Ballots	TOTAL Provisional Ballots Received	Regular Provisional Ballots Accepted	Conditional Provisional Ballots	TOTAL Provisional Ballots Accepted	Accepted	Reasons for Rejection															Regular Provisional Ballots Rejected	Rejected	TOTAL Provisional Ballots Rejected	
	2	3	4	5	6	7		8	9A	9B	9C	9D	9E	9F	9G	9H	9I	9J	9K	9L	9M	9N	9O	9P	10	11
1																										
38 CASA GRANDE SW			0			0	0																	0		0
53 CHUI CHU			0			0	0																	0		0
67 HIDDEN VALLEY			0			0	0																	0		0
68 SANTAN PARK			0			0	0																	0		0
91 SILVERBELL			0			0	0																	0		0
TOTALS	0	0	0	0	0	0	0	0	0	0	0	0	0	0	0	0	0	0	0	0	0	0	0	0	0	0

Provisional Ballot Statistics 2016 through 2025


Provisional Ballots

■ Amount of Provisional Ballots Voted ■ Amount of Provisional Ballots Accepted and Voted



Ballot Audit Report

Special Primary Election 2025

	NUMBER OF BALLOTS ISSUED (EXVT CARDS INCLUDED)	NUMBER OF UNUSED BALLOTS REC'D BACK (EXVT CARDS INCLUDED)	TOTAL PROVISIONAL BALLOTS (REC'D ELECTION NIGHT)	TOTAL SPOILED BALLOTS AT THE POLLING LOCATION (Per OBR)	POLLPAD CHECKINS	TOTAL TABULATED ELECTION DAY BALLOTS (EMS)	Ballot Count Discrepancy	0	1-2	3-4	4+
								4			
38 Calvary Chapel of Casa Grande	420	411	0	0	9	9	0				
53 Chui Chu Elder Center	305	293	0	0	12	12	0				
67 Pinal County Public Works	860	811	0	0	49	49	0				
91 Central Lutheran Church Fellowship Hall	280	275	0	0	5	5	0				

Voter Education Report

Special Primary Election 2025

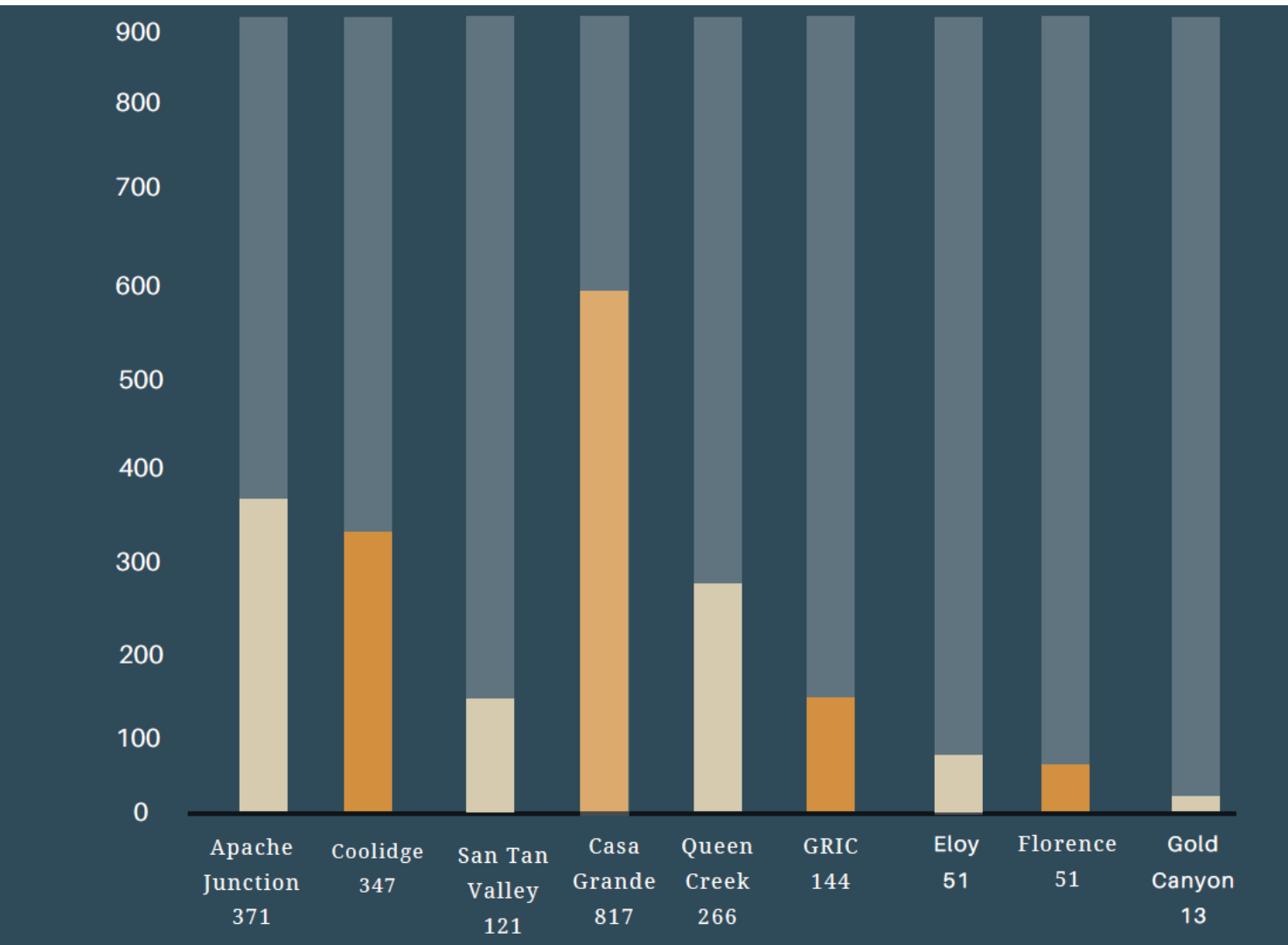
- **Special Election Board Management**
 - 0 SEB's requested
 - Flyers Distributed to Jails
- **Social Media Presence**
 - 25 direct posts to @PinalVotes with amplification to other County socials
 - 3 YouTube Voter Education Videos
- **5 Scheduled Tours of Pinal V.O.T.E.S. Facility**
- **14 Voter Education and Outreach Events**
 - Voter Registration Drives, Town Halls, School Outreach, Tribal Community Events
 - 3 VEWG meeting, 2 PW Lunch & Learns, 3 MOU Reports
 - Reaching over 2,200 voters

Voter Education Report

Voter Outreach Events:



Breakdown of attendees and dates of events on the following page.



Poll Worker Training Report

- **7 Pre-Class Online Learning Modules**
- **In Person 3.5 hour Class**
 - **3 Sessions, 2 Locations**
- **Trainers**
 - **3 – Full Time Certified Election Officials**
 - **1 – New Election Specialist**
 - **1 – Contractor (conducting audit)**
- **1 Inspector Virtual 2 hour Session**
- **29 Poll Workers, 4 Ambassadors, 0 Students**

Poll Worker Training Overview

The number of poll workers trained	28
Types of election board workers assigned to each voting location	Inspector (1) Marshal (1) Judges (2) Clerks (2)
Number of “premium” poll workers (if any) assigned to each voting location	0
Number of “troubleshooters” assigned to each voting location	2
Number of student poll workers	0
The number of provisional ballots cast at each voting location:	0
Number of signature rosters or e-poll books used at each voting location	See Detailed Report

	Primary Election								
	INSPECTORS	MARSHALS	JUDGES	CLERKS	STUDENTS	AMBASSADORS	TOTAL TRAINED	POLL PADS	PROVISIONAL BALLOTS VOTED
PRECINCT									
38 Casa Grande SW	1	1	2	2	0	1	7	2	0
53 Chui Chu	1	0	2	2	0	1	6	2	0
67 Hidden Valley	1	1	2	2	0	1	7	2	0
91 Silverbell	1	1	2	2	0	1	7	2	0
<i>Trained, then cancelled to work election</i>	0	1	0	0	0	0	1		
TOTALS	4	4	8	8	0	4	28	8	0

Post-election assessment of poll worker performance included audits, voter surveys, interviews with county ambassadors, troubleshooters, political observers as well as a review of official ballot reports.

Troubleshooter & Runner Report

Public Works & Facilities

- **1 In Person Training Session at VOTES**
- **6 Troubleshooters in 3 Bi-Partisan Teams**
 - Covered 4 Polling Location
- **6 PCED Runners**
- **3 Box Trucks + 3 Leads**
 - Equipment Delivery and Pick-Up Night Of Election
- **3 Public Works Vehicles**

Troubleshooter Teams & Runners

Public Works & Facilities

CD7 Supply Cage Delivery Routes



Delivery
Order

Location

- 1** PCT 91 Central Lutheran Church
Fellowship Hall
12921 S Sunland Gin Rd, AZ City, 85123
- 2** PCT 53 Chui Chu Elder Center
Fed Route 15 Milepost 42, Chui Chu, 85193
- 3** PCT 38 Calvary Chapel of Casa Grande
962 W Gila Bend HWY, Casa Grande, 85122
- 4** PCT 67 Pinal County Public Works
43910 W Meadowview Rd, Maricopa, 85138

Pinal County Department Recognition

**Office of Emergency Management, Information Technology,
Fleet, Public Works, Facilities, Sheriff's Office, PCAO
Communications & County Management**

- **Bi-Monthly Election Preparation Meetings**
- **Command Center - Virtual**
- **Emergency Resources Used – Pct 53**
- **Emergency Preparedness & Planning**
- **Threat Liaison Officer and CGPD – Welfare Check**

Post Election Procedures

- **Payroll**
- **Logic & Accuracy Test**
- **Records Retention**
- **Excess Counter Ballot Disposition**
- **Review of Equipment Resources and Reorder**
- **Delivery of Canvass Reports to AZ SOS**
- **Post Election Hot Wash**
- **Update of Standard Operating Procedures**
- **Website Clean-Up**

QUESTIONS?





PINAL COUNTY

WIDE OPEN OPPORTUNITY

AGENDA ITEM

7/23/2025

Board Hearing Room

REQUESTED BY:

Funds #:

Dept. #:

Dept. Name: Clerk of the Board

Director: Natasha Kennedy

BRIEF DESCRIPTION OF AGENDA ITEM AND REQUESTED BOARD ACTION:

Pursuant to A.R.S. 38-431.02, NOTICE IS HEREBY GIVEN, that the public will have physical access to the meeting room at 9:15 AM.

BRIEF DESCRIPTION OF THE FISCAL CONSIDERATIONS AND/OR EXPECTED FISCAL IMPACT OF THIS AGENDA ITEM:

BRIEF DESCRIPTION OF THE EXPECTED PERFORMANCE IMPACT OF THIS AGENDA ITEM:

MOTION:

ATTACHMENTS

[Click to download](#)



PINAL COUNTY

WIDE OPEN OPPORTUNITY

AGENDA ITEM

7/23/2025

Board Hearing Room

REQUESTED BY:

Funds #:

Dept. #:

Dept. Name: Clerk of the Board

Director: Natasha Kennedy

BRIEF DESCRIPTION OF AGENDA ITEM AND REQUESTED BOARD ACTION:

Meeting Notice of Posting

BRIEF DESCRIPTION OF THE FISCAL CONSIDERATIONS AND/OR EXPECTED FISCAL IMPACT OF THIS AGENDA ITEM:

BRIEF DESCRIPTION OF THE EXPECTED PERFORMANCE IMPACT OF THIS AGENDA ITEM:

MOTION:

ATTACHMENTS

[Click to download](#)

ATTACHMENTS:

	Description
	Notice of Posting



MEETING NOTICE OF POSTING

STATE OF ARIZONA

COUNTY OF PINAL

I, Natasha Kennedy, being duly sworn upon her oath, says as follows:

I am the appointed Clerk of the Pinal County Board of Supervisors.

In my position as Clerk of the Board of Supervisors and Board of Directors, I am responsible for posting all Agendas.

Pursuant to A.R.S. 38-431.02 notice is hereby given that the Pinal County Board of Supervisors will hold a Special Session meeting on **Wednesday, July 23, 2025 at 9:30 AM** in the Board Hearing Room, 1891 Historic Courthouse, Administrative Complex, located at 135 N. Pinal Street, Florence, Arizona 85132. The public will have physical access to the meeting room at 9:15 AM.

Board Meetings are broadcasted live and the public may access the meeting on the County Website at Pinal.gov under "Meeting Videos."

Board Agendas are available on the County Website at Pinal.gov under "Agendas & Minutes."

At any time during business hours, citizens may reach the Clerk of the Board Office at (520) 866-6068 or via email at ClerkoftheBoard@pinal.gov for information about Board meeting participation.

Note: One or more members of the Board may participate in this meeting by telephonic conference call.

I hereby further certify that I caused to be posted this Friday, July 18, 2025, around 4:00 PM the Special Session Agenda, and Executive Session as follows:

1. A kiosk located outside the front entrance to The Old Historical Courthouse, Administrative Complex Building, 135 North Pinal Street, Florence, Arizona 85132
2. County Website under Agendas & Meetings located at Pinal.gov
3. Emailed the NOVUS Agenda Distribution List and Clerk of the Board Notification Distribution List

IN WITNESS WHEREOF, I have hereunto set my hand and caused to be affixed the Official Pinal County, Arizona Seal this 18th day of July, 2025.



Natasha Kennedy
Clerk of the Board of Supervisors
Pinal County, Arizona

CLERK OF THE BOARD OF SUPERVISORS

1891 Historic Courthouse | 135 North Pinal Street | P.O. Box 827 | Florence, AZ 85132 | T: 520-866-6068
www.pinal.gov



PINAL COUNTY

WIDE OPEN OPPORTUNITY

AGENDA ITEM

7/23/2025

Board Hearing Room

REQUESTED BY:

Funds #:

Dept. #:

Dept. Name: Clerk of the Board

Director:

BRIEF DESCRIPTION OF AGENDA ITEM AND REQUESTED BOARD ACTION:

[Click Here for the General Board Meeting Rules of Order](#)

BRIEF DESCRIPTION OF THE FISCAL CONSIDERATIONS AND/OR EXPECTED FISCAL IMPACT OF THIS AGENDA ITEM:

BRIEF DESCRIPTION OF THE EXPECTED PERFORMANCE IMPACT OF THIS AGENDA ITEM:

MOTION:

ATTACHMENTS

[Click to download](#)
